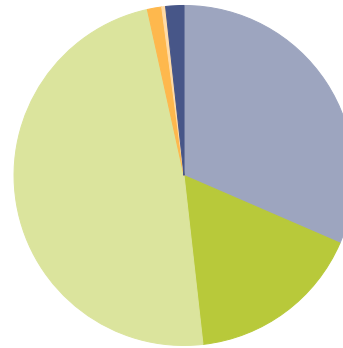


Ambassador Moderately Conservative Overview

This actively-managed strategy primarily invests in fixed-income-based mutual funds/ exchange-traded funds (ETFs) that PCIA believes offer the best opportunity for modest capital preservation and also invests a smaller portion in equity-based mutual funds/ETFs. This strategy will adhere to a base 40/60 "Equity to Fixed Income" guideline with a tolerance of (+/- 10%). This strategy may invest a portion of its assets in international or global-based mutual funds/ETFs.

Asset Allocation



Morningstar Style Box

	Value	Blend	Growth
Large	17.1	25.6	20.5
Mid	10.0	12.1	6.6
Small	2.8	3.6	1.6

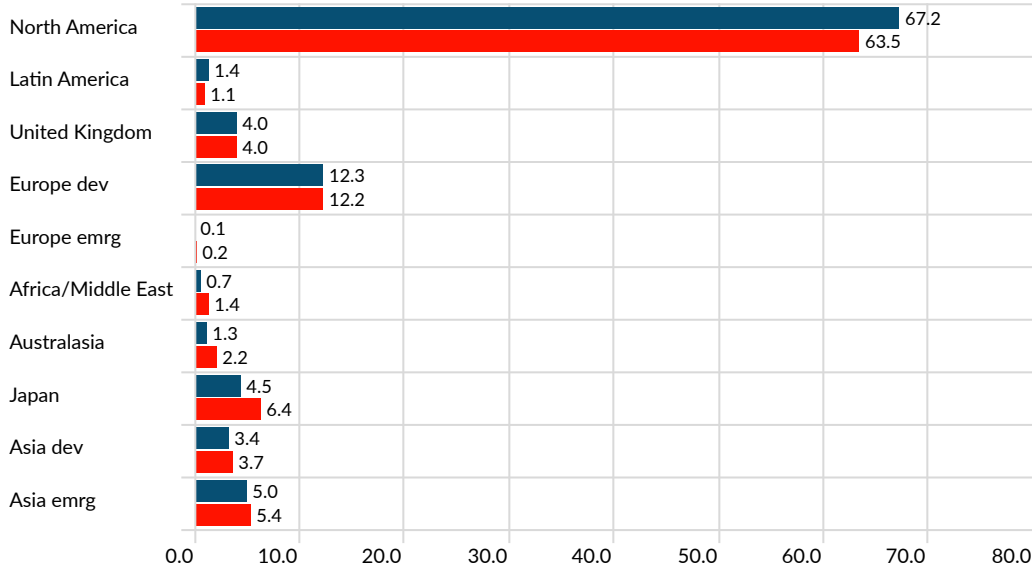
Portfolio Statistics

Annual Report Net Expense Ratio	0.35
Beta 1 Yr (Mo-End)	1.05
12 Mo Yield	2.28
Turnover Ratio %	24.92
Inception Date	8/15/2019

	%
US Equity	31.5
Non-US Equity	16.7
US Bond	48.3
Non-US Bond	1.4
Other	0.4
Cash	1.7
Total	100.0

Market Cap	%
Market Cap Giant %	33.3
Market Cap Large %	30.0
Market Cap Mid %	28.6
Market Cap Small %	7.2
Market Cap Micro %	0.9

Equity Regional Exposure



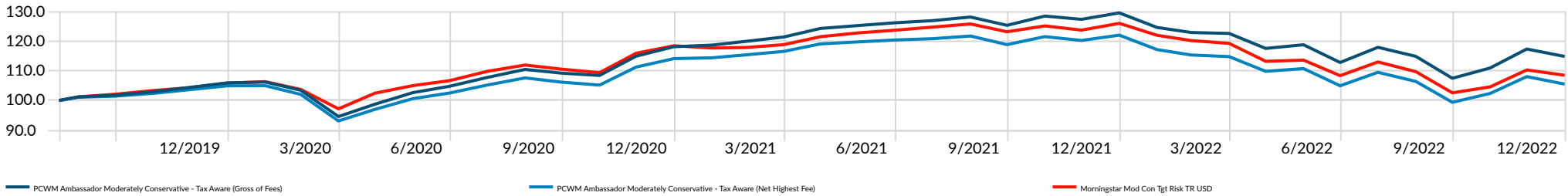
Holdings

Holdings	Morningstar Category	Portfolio Weighting %
Baird Short-Term Municipal Bond Instl	US Fund Muni National Short	11.00
Nuveen Limited Term Municipal Bond I	US Fund Muni National Short	11.00
Schwab US Large-Cap ETF™	US Fund Large Blend	10.00
Baird Core Intermediate Municpl Bd Instl	US Fund Muni National Interim	9.00
Nuveen Intermediate Duration Muni Bd I	US Fund Muni National Interim	8.00
Goldman Sachs Dynamic Municipal Inc Inst	US Fund Muni National Interim	6.00
Schwab US Mid-Cap ETF™	US Fund Mid-Cap Blend	6.00
Schwab US Large-Cap Value ETF™	US Fund Large Value	5.00
Transamerica International Equity I	US Fund Foreign Large Value	5.00
American Century Inflation Adjs Bond I	US Fund Inflation-Protected Bond	4.00
iShares Select Dividend ETF	US Fund Large Value	4.00
Schwab International Equity ETF™	US Fund Foreign Large Blend	4.00
Artisan Developing World Advisor	US Fund Diversified Emerging Mkts	3.00
DWS RREEF Real Assets Inst	US Fund Global Allocation	3.00
American Century Emerging Markets I	US Fund Diversified Emerging Mkts	2.00
iShares Currency Hdgd MSCI ACWI exUS ETF	US Fund Foreign Large Blend	2.00
Nuveen High Yield Municipal Bond I	US Fund High Yield Muni	2.00
Schwab US Small-Cap ETF™	US Fund Small Blend	2.00
SPDR® S&P 500 ETF Trust	US Fund Large Blend	2.00
Morgan Stanley Inst Intl Advgt I	US Fund Foreign Large Growth	1.00

■ PCWM Ambassador Moderately Conservative - Tax Aware (Gross of Fees) ■ Morningstar Mod Con Tgt Risk TR USD

Investment Growth

Time Period: Since Common Inception (8/16/2019) to 12/31/2022



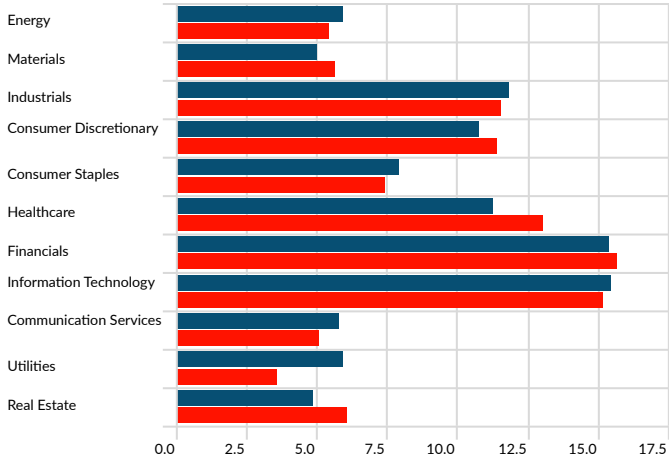
Trailing Returns

	1 Month	3 Month	YTD	1 Year	3 Years	5 Years	10 Years
PCWM Ambassador Moderately Conservative - Tax Aware (Gross of Fees)	-2.13	6.83	-11.30	-11.30	2.72	—	—
PCWM Ambassador Moderately Conservative - Tax Aware (Net Highest Fee)	-2.33	6.16	-13.49	-13.49	0.18	—	—
Morningstar Mod Con Tgt Risk TR USD	-1.61	5.76	-13.85	-13.85	0.83	2.79	4.30

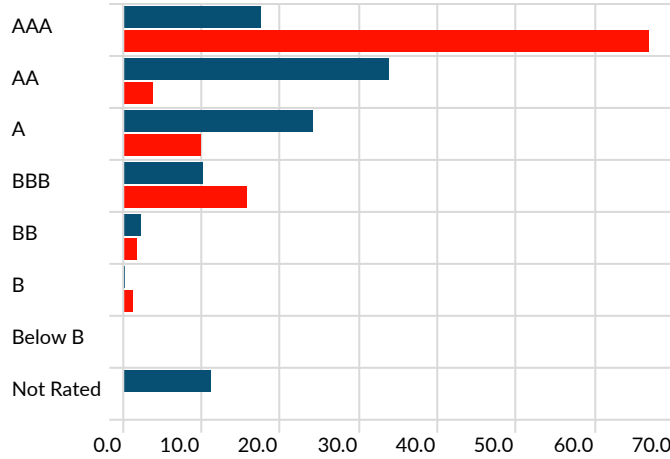
Calendar Year Returns

	YTD	2022	2021	2020	2019	2018
PCWM Ambassador Moderately Conservative - Tax Aware (Gross of Fees)	-11.30	-11.30	9.62	11.47	—	—
PCWM Ambassador Moderately Conservative - Tax Aware (Net Highest Fee)	-13.49	-13.49	6.91	8.71	—	—
Morningstar Mod Con Tgt Risk TR USD	-13.85	-13.85	6.36	11.86	15.25	-2.86

Equity Sector Exposure



Credit Quality Breakdown



Portfolio Fundamentals

Equity Region Developed %	93.09
Equity Region Emerging %	6.91
Average Market Cap (mil)	43,694.68
P/E Ratio (TTM)	15.19
P/B Ratio (TTM)	2.31
P/S Ratio (TTM)	1.62
ROE % (TTM)	21.53
ROA % (TTM)	7.37
Average Eff Duration Survey	4.61
Average Eff Maturity Survey	6.76
Average Coupon	3.94

■ PCWM Ambassador Moderately Conservative - Tax Aware (Gross of Fees) ■ Morningstar Mod Con Tgt Risk TR USD

■ PCWM Ambassador Moderately Conservative - Tax Aware (Gross of Fees) ■ Morningstar Mod Con Tgt Risk TR USD

Disclosures

Advisory services offered through Prime Capital Investment Advisors, LLC ("PCIA"), a federally registered investment adviser. PCIA: 6201 College Blvd. Suite 150, Overland Park, KS 66211. PCIA doing business as Prime Capital Wealth Management ("PCWM").

This Factsheet is for general illustrative purposes only and is being provided in response to an unsolicited client request.

The strategy referenced in this piece is and will be individualized (i.e., personalized) in that each client's account is managed by PCIA on the basis of the client's individual financial situation and investment objectives. Clients also have the ability to impose reasonable restrictions on how their accounts are managed, including specifying particular securities or types of securities that should not be purchased. PCIA will not enter into an investment adviser relationship with a prospective client whose investment objectives may be considered incompatible with our investment philosophy or strategies or where the prospective client seeks to impose unduly restrictive investment guidelines. The exact terms will be outlined in the agreement between the client and PCIA. Clients of PCIA are reminded to promptly contact their PCIA investment adviser representative ("rep-advisor") if there are any changes to their financial situation or investment objectives, or if clients wish to impose any reasonable restrictions on the management of their account or reasonably modify existing restrictions. Clients may also contact PCIA directly at 800-493-6226 with such requests.

Past Performance Is No Guarantee of Future Results.

Past performance cannot predict how an investment strategy will perform in the future. Investment in securities involves risks including possible loss of principal and fluctuation in value.

All data was provided by and taken from Morningstar Direct ("Morningstar"). PCIA and Morningstar are not affiliated. While PCIA believes the information was taken from a reliable source, PCIA cannot guarantee the complete accuracy of this third-party information.

The information contained in this report does not represent the actual performance of client accounts; it is hypothetical performance. This report cannot and should not be presented or interpreted as an indication of actual performance; *performance results were not actually achieved by any portfolio of PCIA.* Actual performance for client accounts will differ and may be materially lower or higher than what is shown in this Factsheet. The performance for actual accounts will vary due to the timing of investments and trades, any deposits, withdrawals of funds, diversification, length of relationship, fees assessed by various vendors, investment companies, and PCIA, and the size of positions, among other reasons.

For general illustrative purposes, this Factsheet presents a hypothetical model that illustrates model (non-actual) performance, both gross of advisory fees (i.e., portfolio labeled "Gross of Fees") and net of PCIA's highest advisory fee (i.e., portfolio labeled "Net Highest Fee"), *which is currently 2.50% annual (0.625% per quarter).* Fees are subject to negotiation. Fees charged for PCIA's services are negotiable based on the rep-advisor providing the services, the type of client, the complexity of the client's situation, the composition of the client's account (ex., equities versus mutual funds), the potential for additional account deposits, the relationship of the client with the rep-advisor, and the total assets under management for the client. Thus, PCIA's fees may vary among clients for the services provided due to such differing client needs, circumstances, objectives, services, and other factors that are deemed at the time to be relevant. Advisory fees charged by PCIA are separate and distinct from the fees and expenses charged by investment company securities that may be recommended to you. A description of these separate fees and expenses are available in each investment company security's prospectus. You may also incur certain charges imposed by third parties other than PCIA in connection with investments made through your account including, but not limited to, mutual fund sales loads, 12(b)-1 fees and surrender charges, variable annuity fees and surrender charges, qualified retirement plan fees, and other charges imposed by the qualified custodian(s) of your account. Client (Your) investment returns will be reduced by the advisory fees and any other expenses he or she (you) may incur in the management of his or her (your) advisory account. The degree of impact or effect on performance depends on the level of fees assessed, the timing of when fees are deducted from the client's account, and the calculation methodology of fees. The following example illustrates the effect an advisory fee has on an advisory account; no guarantee expressed or implied. For example, *a \$10,000 advisory account with an annual interest (growth) rate of 7% would grow to \$19,671.51 after 10 years. In this same example, a 1% annual advisory fee would cost the advisory account \$1,763.03 after 10 years, resulting in a net-of-fees account balance of \$17,908.48.* The specific level of services you will receive and the fees you will be charged will be specified in your client agreement. Again, the performance of your account will differ from the performance and examples shown in this Factsheet. Information about PCIA's advisory fees can be found in the *PCIA Part 2A of Form ADV* and *Wrap Fee Program Brochure*, which are available upon request.

With regards to the hypothetical model and its performance referenced in this Factsheet, where available and applicable, Morningstar considered and analyzed the effect of PCIA's past investment decisions by strategy made since the inception date (listed above). For purposes of this Factsheet, all changes to the investment lineup within the illustrated portfolio were assumed to take place on the first business day of a month when/where such information was not available. In reality, actual trades and changes to this investment lineup (strategy) almost always occurred after the first business day of a given month, when PCIA's investment decisions were actually approved and implemented (traded). Therefore, the performance and portfolio characteristics of actual accounts differed from the performance and portfolio characteristics shown on this Factsheet. There are multiple statistical methods to calculate performance, including a Modified Dietz Calculation method, a Weighted Balance method, time-weighted return, internal rate of return (IRR), money-weighted rate-of-return (MWRR), and the method used by Morningstar, all of which have limitations and may result in a higher or lower return depending on the assumed cash flows.

This Factsheet assumes the reinvestment of dividends and capital gains where available and applicable. Note that in some portfolio illustrations, dividends and capital gains distributions, if applicable, are reinvested at the end of the month in which they are made at the month-end closing price. This will also cause discrepancies between calculated hypothetical returns and actual investor experience. This Factsheet does not consider the effects of taxation. If adjusted for taxation, the performance quoted herein would be significantly reduced.

In order to provide additional relevant sources of comparison, PCIA used the Morningstar Target Risk Index. This is for general illustrative purposes only and is not reflective of an investor's actual experience. PCIA's allocations are not managed towards an index and the underlying components of such indices and categories may differ with the underlying components of the allocations managed by PCIA. An index is unmanaged. Investors cannot directly invest in an index. Calculation methodologies utilized by Morningstar may differ from those applied by other entities, including the product itself. The information contained in this report is from the most recent information available to Morningstar as of the end date and may or may not be an accurate reflection of the current composition of the securities included in the illustrated portfolio. There is no assurance that the weightings, composition, and ratios will remain the same. For additional information pertaining to indices, categories, and calculation methodologies utilized, maintained, or comprised by Morningstar, please contact PCIA at the address listed above.

PRIVATE AND CONFIDENTIAL: FOR CLIENT USE ONLY. NOT FOR PUBLIC DISTRIBUTION.